

THE ROAD SAFETY POLICY IN SPAIN

Rome, 9th April 2009



MINISTERIO
DEL INTERIOR



1. GENERAL DATA

Spain

- 500 000 km².
- 44 million inhabitants.

Amount of vehicles

- 31 million.
- 6 M. increase from 2003 to 2008.
- Increase of 1M per year (4% a year).

Driver census:

- 25 million
- 2,8 million increase from 2003 to 2008.
- Increase of 500,000 per year (2,5%)

Journeys

- Increase in road until 2007 by 2% per year.
4.75% decrease in 2008.

Attention to bikes

- 2.450.000
- An 900.000 increase in the past 5 years
- A 180.000 increase per year



2. THE ROAD SAFETY POLICY

PREVIOUS CONDITIONS

the political priority
making people aware
victim associations

2003. EUROPEAN ACTION PROGRAMME

Concentrating efforts on the basic road safety elements :

- ✓ Alcohol and driving
- ✓ Safety belts and helmets
- ✓ Distractions
- ✓ Speed
- ✓ Reoffenders

3. THE POLITICAL PRIORITY

Involvement of the President of the Government

2004 Creation of a Road Safety Commission in the National Assembly

2004 Creation of the National Road Safety Observatory

2005 Boost of the higher Road Safety Council

2005 Drafting of the Road Safety Strategic Plan for 2004-2008

2006 Approval of the penalty point system Law

2007 Increase in traffic police officers with 2000 new incorporations

2007 Creation of the Special Prosecutor's Office for Crimes Against Road Safety

2007 Approval of the Penal Code Modification

4. AWARENESS ON THE AMOUNT OF VICTIMS



- Opening the debate across the media.
- Variable information panels.
- 12M euros every year for awareness campaigns.

5. VICTIM ASSOCIATIONS



- The promotion of victim associations.
- Encouragement and participation of the victim associations.
- Road violence forum (annual).
- World Day of Remembrance for Road Traffic Victims.
- Monument in memory of innocent victims in traffic accidents: “Against indifference and oblivion”.
- Subsidies to the projects by associations.

6. ALCOHOL AND DRIVING

Preventive controls on 20% of the driver census.

- More controls: 2 million in 2003 to 4.5 million in 2007.
- Positive results: reduced from 4.3% to 1.9%

It is a crime from 0.6 onwards.

The promotion of an Alternative Driver.

The promotion of alcohol-free beer.

Drivers dead with over 0.3 g/l blood alcohol content.

- Year 2003 34.7%
- Year 2008 28.8%

7. SAFETY BELTS AND HELMETS

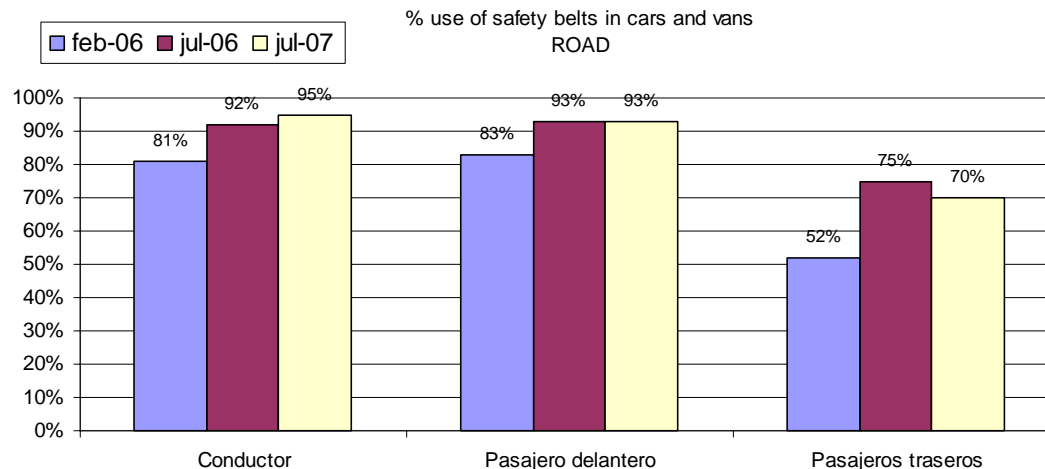
This means the difference between killing yourself or not.

Special control and surveillance operations.

- 2 per year, with a duration of 15 days.
- All the police forces and an Awareness Campaign.

Promotion of the purchase of vehicles with acoustic and light warning.

Level of use:



Source: National Road Safety Observatory

Drivers and passengers dead not wearing seat belt

2003: 34%

2008: 22%

The use of the **seat belt has increased by 10 points**, both on roads and in urban areas, after the introduction of the Driving Licence with Points.

8. DISTRACTIONS

40% of deadly accidents are due to driving outside the road.

An inadequate speed leads to greater distractions.

Examples:

- Mobile phones
- Navigators
- Smoking while driving
- Headphones
- Drowsiness

9. SPEED

The Plan for the installation of fixed radars.

2008	800 radars (500 fixed + 300 mobile)
2008	National Automatic Reporting Treatment Centre.



Objectives: - 2000 radars in year 2012.
- control of average speeds in 2009.

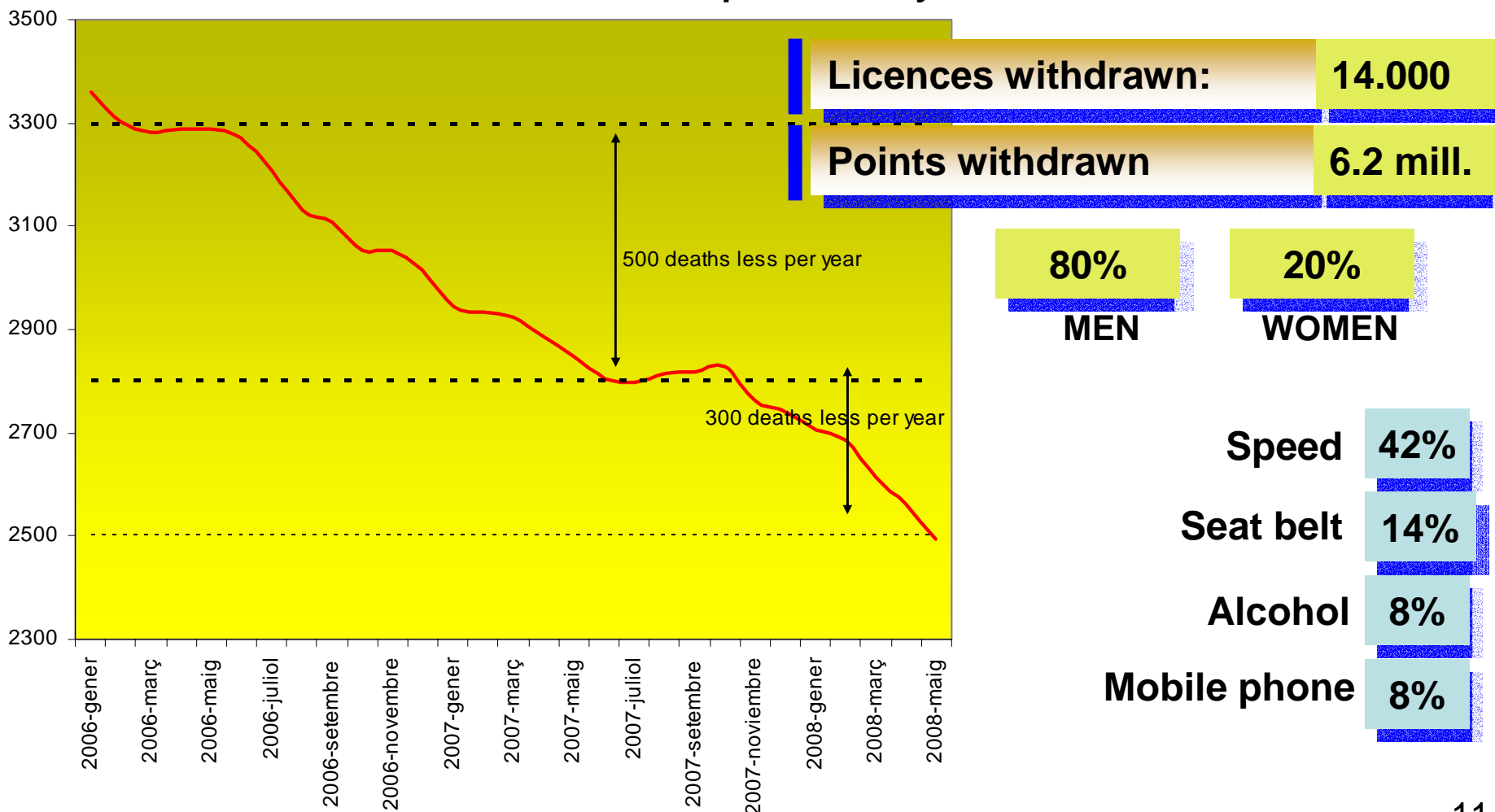
The promotion of speed limiters.

Results: The **decrease in average** speeds is at **around 3 to 4 km/h** according to the type of road

Vehicles detected by radar over 140 Km/h: { **2005: 6,8%**
2008: 0,8%

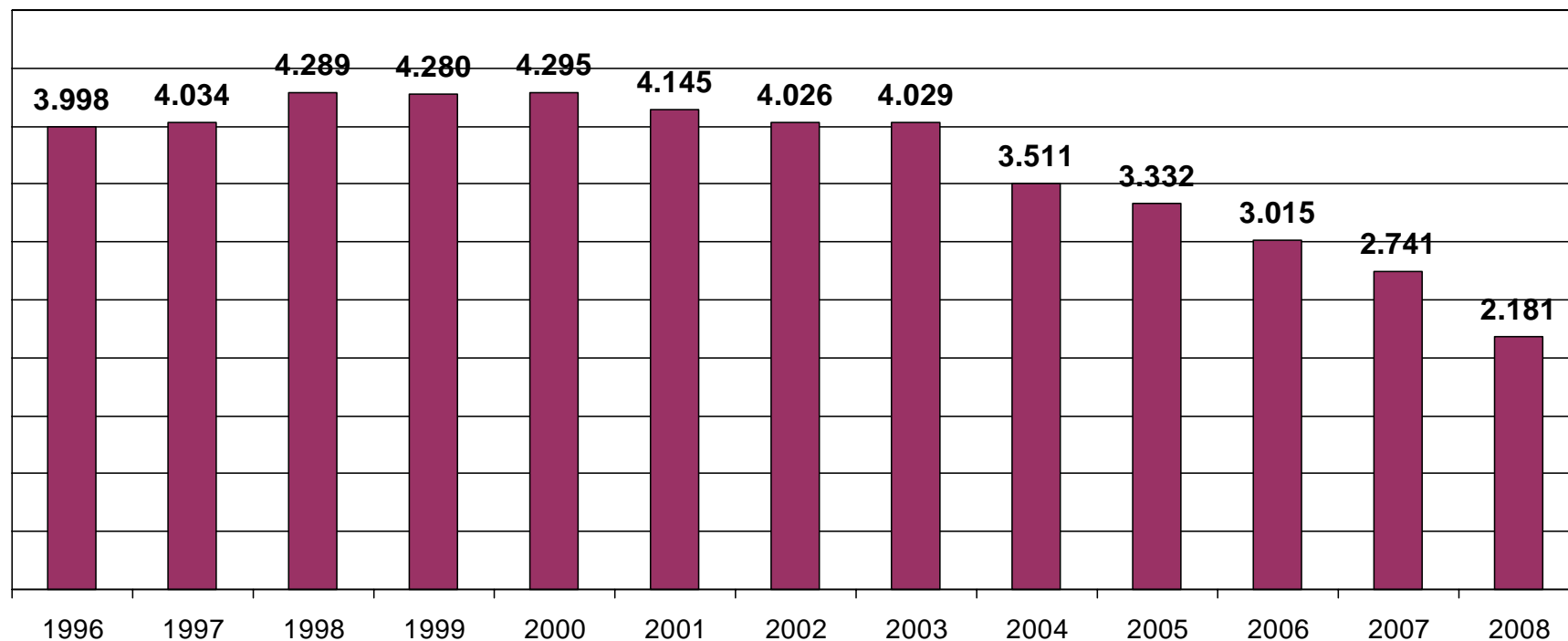
10. REPEATING REOFFENDERS

THE DRIVING LICENCE WITH POINT Start-up on 1st July 2006.

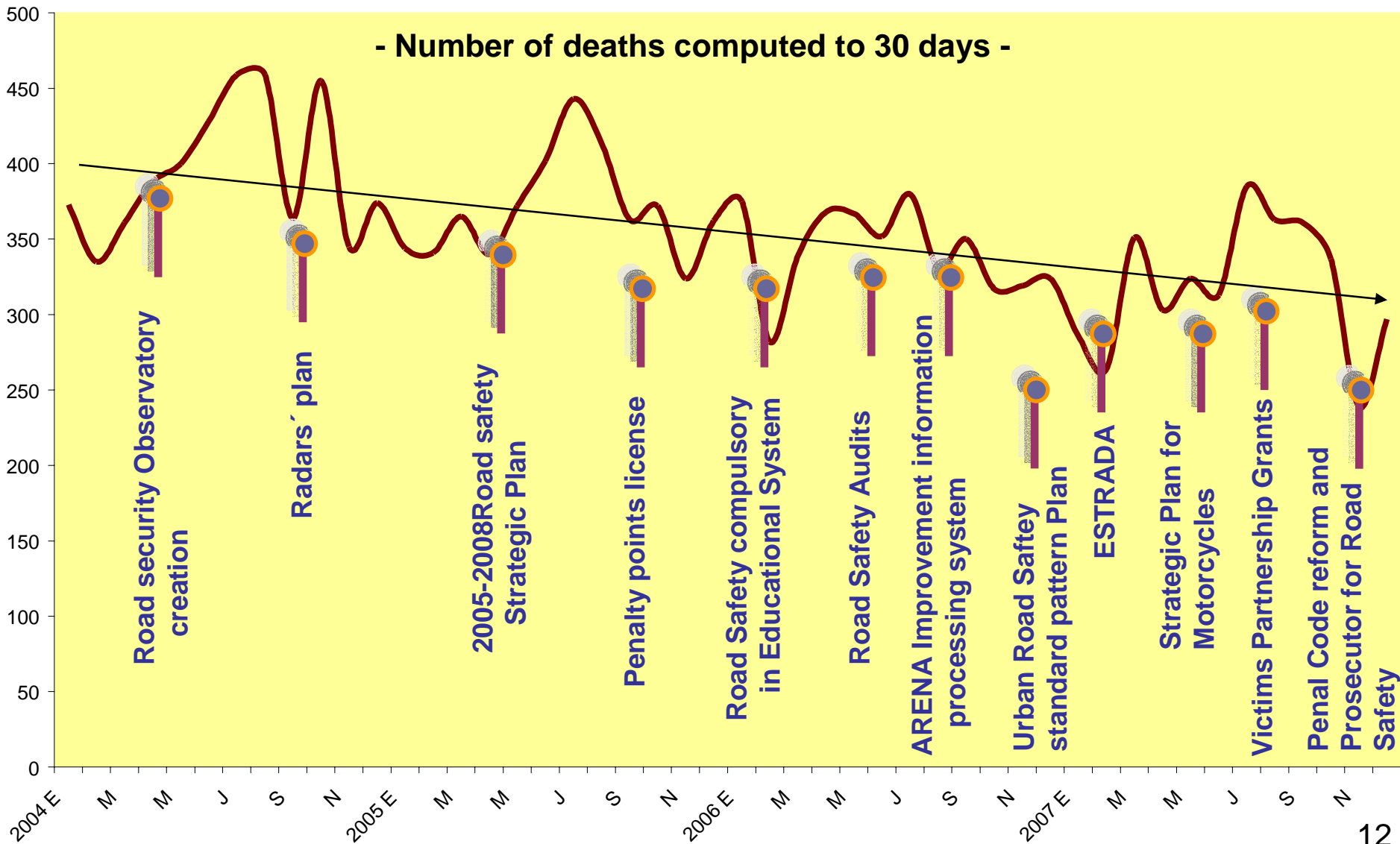


11. TREND IN THE NUMBER OF VICTIMS

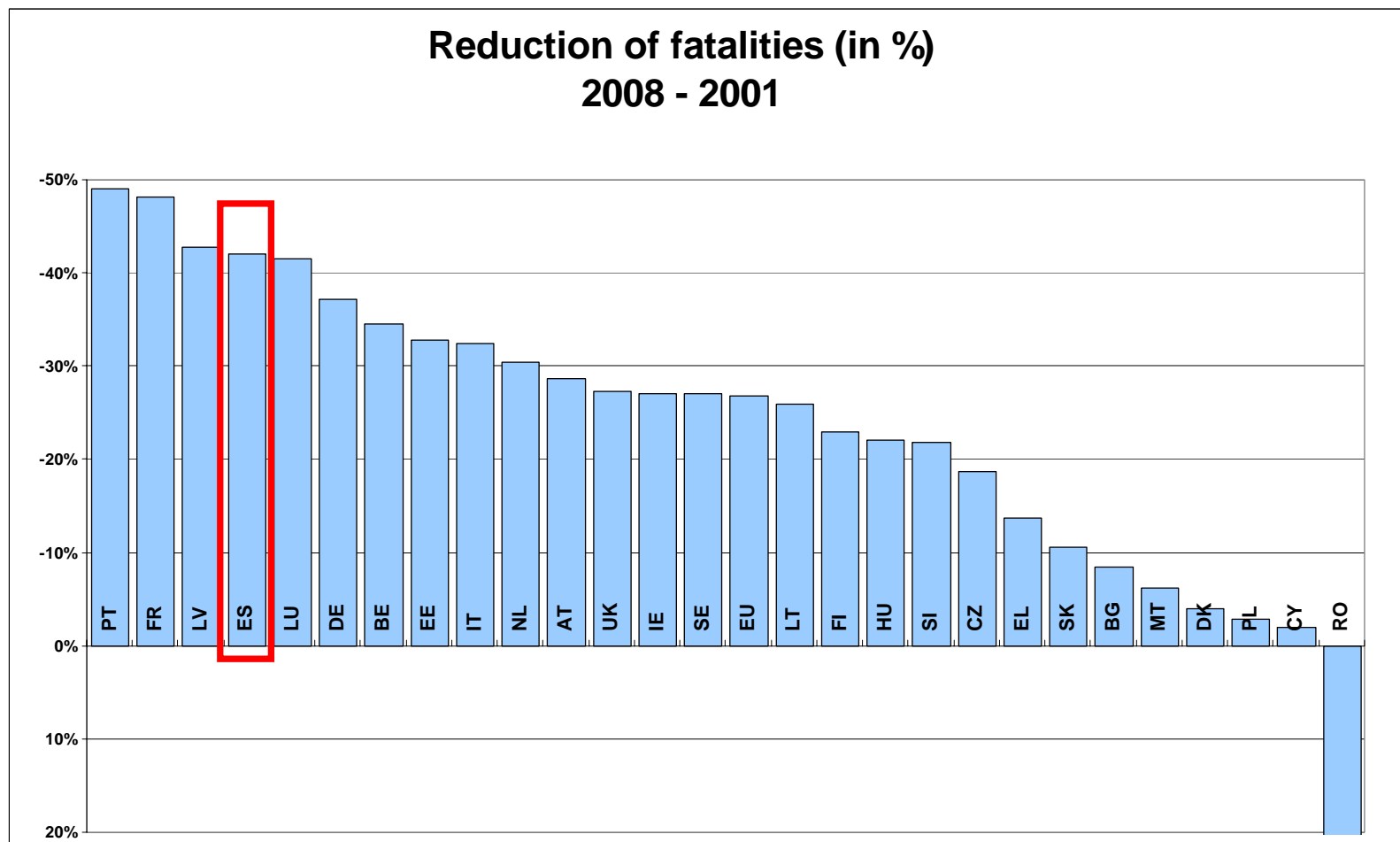
PEOPLE KILLED IN ROAD ACCIDENTS 1996 - 2008



KEY PROJECTS



EUROPEAN COMPARISONS



12.MANAGEMENT OF ROAD SAFETY



- The National Road Safety Strategic Plan 2004-2008.



- The Regional Road Safety Plans.
- The Municipal Road Safety Plans.

WORK THEMES 1

The promotion of the preparation of Municipal Road Safety Plans

- 2007 Publication of the standard urban road safety plan.
- 2008 Preparation of plans in five representative cities.
- 2012 Compulsory for cities over 50,000 inhabitants.

Taking road safety to companies

- 2008 Inclusion of road safety education in the permanent training plans for workers.
- 2009 Inclusion of road safety in collective negotiation.
- 2010 Promotion of company road safety plans.

WORK THEMES 2

The improvement of safety on bike trips.

2007

- Preparation of the Bike Safety Plan.

2008

- Improvement of access to motorbikes.
- Examination for obtaining the moped licence.
- Raising the age for mopeds up to 15 years old.
- Inclusion of driving tests.
- Awareness campaigns.

2009

- Inclusion of the European Directive on Driving Licences. New A-2 Licence.
- The promotion of ABS on bikes.
- 2,000 km of safe guard railings.

WORK THEMES 3

2009 New law on fining procedure

Objective: To avoid impunity and reduce the handling time

- Includes the electronic address, this being forceful for companies and recommended for private individuals.
- Update of the offences and fines.
- Update of the licence with points.
- Better adaptation to the automatic offence detection systems.

Thank you for your
attention



MINISTERIO
DEL INTERIOR



www.dgt.es
director@dgt.es



MINISTERIO
DEL INTERIOR

