

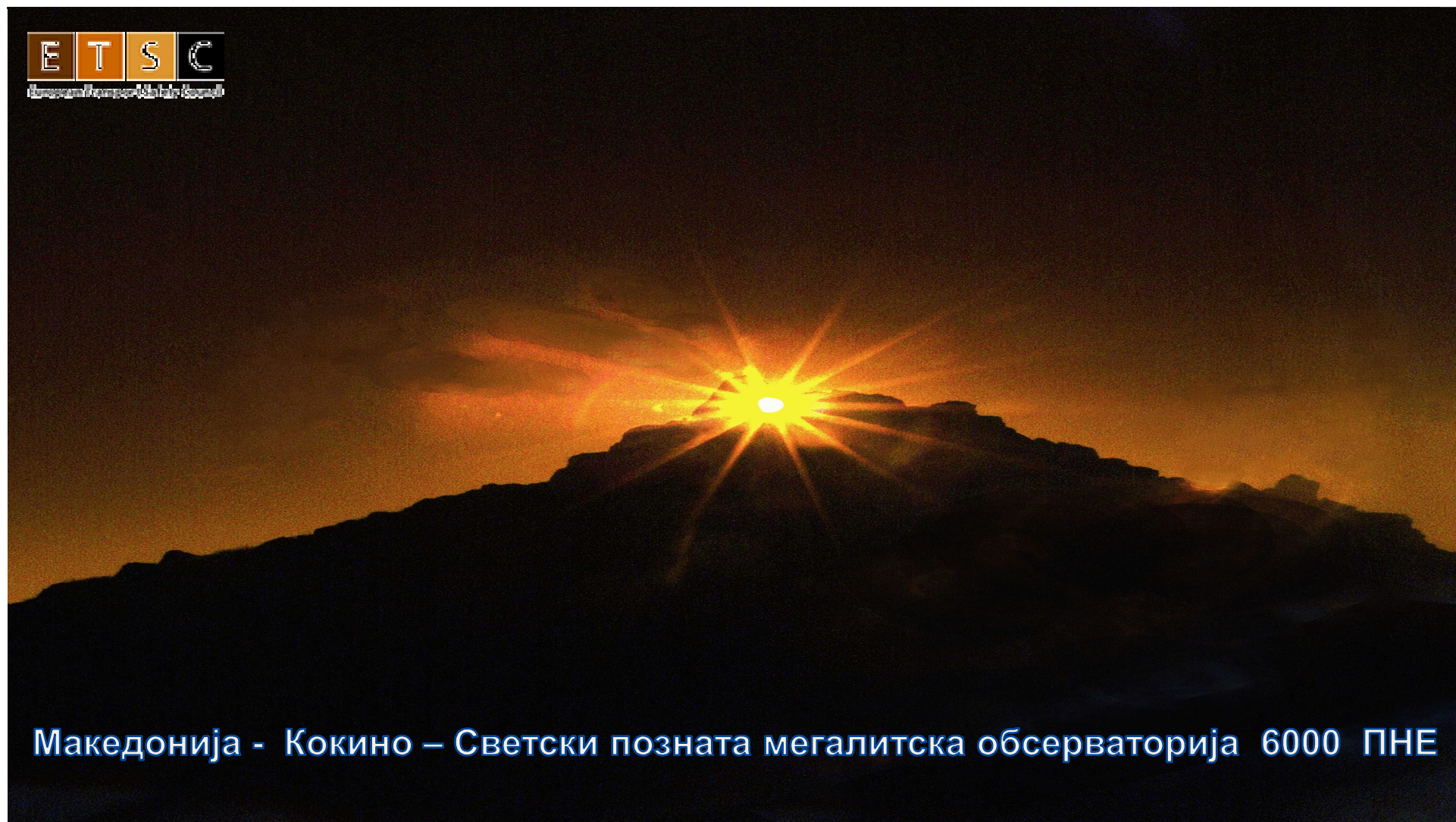
The National Strategy of the Republic of Macedonia for Road Traffic Safety 2009-2014

Republic Council for Road Transport Safety activities

Presented by: Prof. d-r Mile Dimitrovski,
Prepared by: d-r Mile Dimitrovski, d-r Nikola Angelovski, Ljupco Stavreski, RCRTS



Macedonia - Kokino – World Known Megalithic Observatory, 6000 years ago



Македонија - Кокино – Светски позната мегалитска обсерваторија 6000 ПНЕ



Official flag of the
Republic of Macedonia



Актуелното знаме на
Република Македонија

Official flag of the Republic of Macedonia





Republic Council for Road Traffic Safety

www.rsbsp.mk

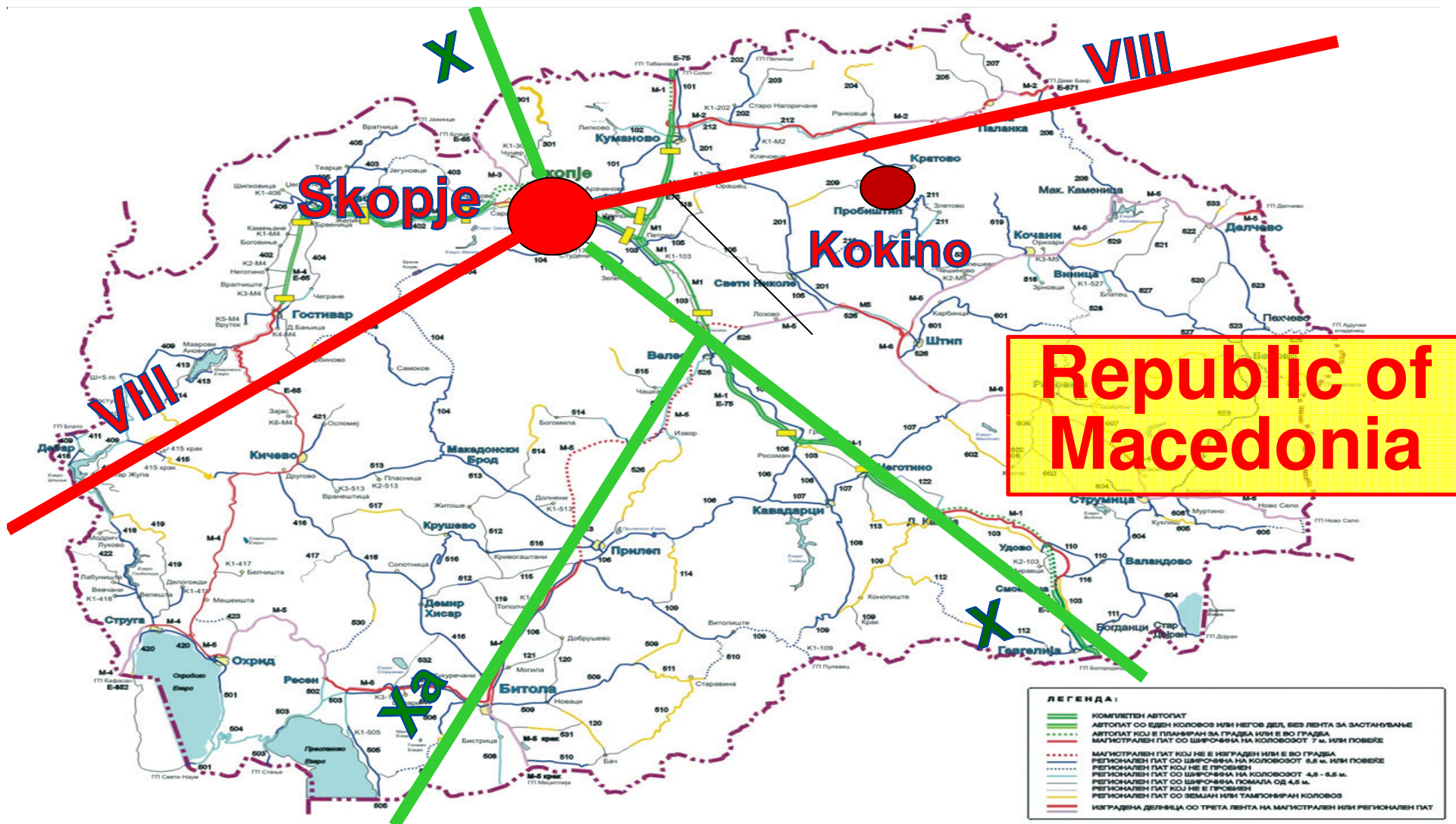


**Републички
Совет за
Безбедност на
Сообраќајот на
Патиштата**


www.rsbsp.mk

Road traffic in the Capital of Macedonia - Skopje









REPUBLIC OF MACEDONIA

NATIONAL STRATEGY
FOR IMPROVEMENT THE ROAD TRAFIC
SAFETY
2009 -2014



ACTION PLAN - 2011

1. The Coordination Body monitors the activities of the various institutions responsible for implementing the Action Plan and their financial resources for implementing the Action Plan **and informs the members of the Government thereof every three months.**
2. The Coordination Body reconciles again the competences between various authorities that have overlapping of similar competences

Realized activities - Road safety 2011

1. **ALL** of the envisaged public campaigns for public awareness raising **are realized** (according to the adopted program, and action plan -2011)
2. RCRTS **organize and support** local and international competitions for students from primary and secondary schools
3. RCRTS **organize One (1) International conference** in the country (Skopje) and contribute to the 3 conferences abroad. (Brussel, Beograd, Lisboa)

Indicators for realized activities in 2011

| | 2010 | 2011 | 2011/2010 % |
|---|---------|-----------|------------------|
| Number of students included in competitions | 112.000 | 56.000 | - 50% |
| Number of students included final competition an kviz | 5.800 | 0 | no activities |
| Number of education workshops, instructions | 6 | 5 | + 15% |
| Number of brochures for children | 2 | 1 | - 50% |
| Number of educational consultations | 5 | 4 | - 20% |
| Number of prepared and realized education DVD | 1/1000 | 10/1000 | 1000% |
| Number of workshops with local authorities | 3 | 2 | - 66% |
| Number of persons present on seminars | 300 | 360 | full realisation |
| Number of translated relevant books | 2 | 0 | no activities |
| Number of marketing activities | 12 | 12 | full realisation |
| Number of information on www.rsbsp.org.mk | 180 | 50 | - 66% |
| Number of press conferences | 6 | 6 | full realisation |
| Number of short education movies | 3 | 0 | no activities |
| Educational posters with traffic signs (9 posters in 1500 copies) | | 9 (x1500) | 2009/2014 |
| Number of movies for traffic safety | 1 | 10 | + 1000% |
| Number of analyses for improvement | 2 | 12 | full realisation |
| on-line education for students and pupils > 2500 посети | | 13.500 | 550%- |
| Participation on international congress (abroad) | | 2 | +50% |

**Indicators for traffic road safety
in Republic of Macedonia 2010/2011** (calculated by RCRTS)

| | | <u>2010</u> | 2011 | 2011/2010 % |
|--|---------------------|-------------|------|----------------|
| Number of vehicles | /100.000 citizens | 161 | 181 | + 11% |
| Number of road accidents | /100.000 citizens | 216 | 213 | - 1% |
| Number of victims on road | /1.000.000 citizens | 78 | 74 | - 5% |
| Number of road accidents | /100.000 vehicles | 1330 | 1146 | - 2% |
| Number of victims on road | /100.000 vehicles | 48 | 40 | - 16% |
| Number of child victims in traffic (absolute number) | | 4 | 4 | ± 0% |

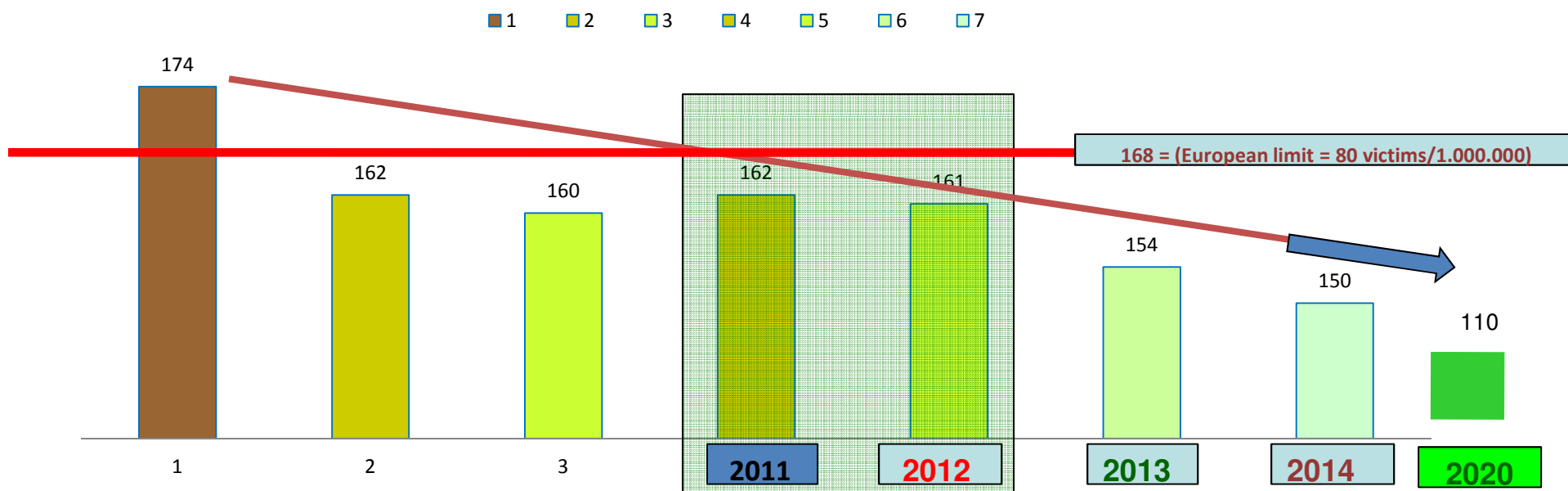
Plan of activities in 2012

| | 2010 | 2011 | 2012* |
|---|-----------|---------------|----------------|
| Number of students included in competitions | 98.000 | 56.000 | 56.000 |
| Number of students included final competition an kviz | 5.000 | 0 | 0 |
| Number of education workshops, instructions | 6 | 5 | 8 |
| Number of brochures for children | 2 | 1 | 2 |
| Number of educational consultations | 5 | 4 | 4 |
| Number of prepared and realized education DVD | 1/1000 | 10/1000 | 10/1000 |
| Number of workshops with local authorities | 3 | 2 | 2 |
| Number of persons present on seminars | 300 | 360 | 360 |
| Number of translated relevant books | 2 | 0 | 0 |
| Number of marketing activities | 12 | 12 | 12 |
| Number of information on www.rsbsp.org.mk | 180 | 200 | 100 |
| Number of press conferences | 5 | 6 | 6 |
| Number of short education movies | 2 | 10 | 10 |
| Educational posters with traffic signs (9 posters in 1500 copies) | 9 (x1500) | 9 (x 1500) | 2009/2014 |
| Number of movies for traffic safety | 0 | 10 | 10 |
| Number of analyses for improvement | 2 | 2 | 10 |
| on-line education for students and pupils | - | > 2500 visits | > 14500 visits |
| Participation on international congress (abroad) | 2 | 3 | 3 |

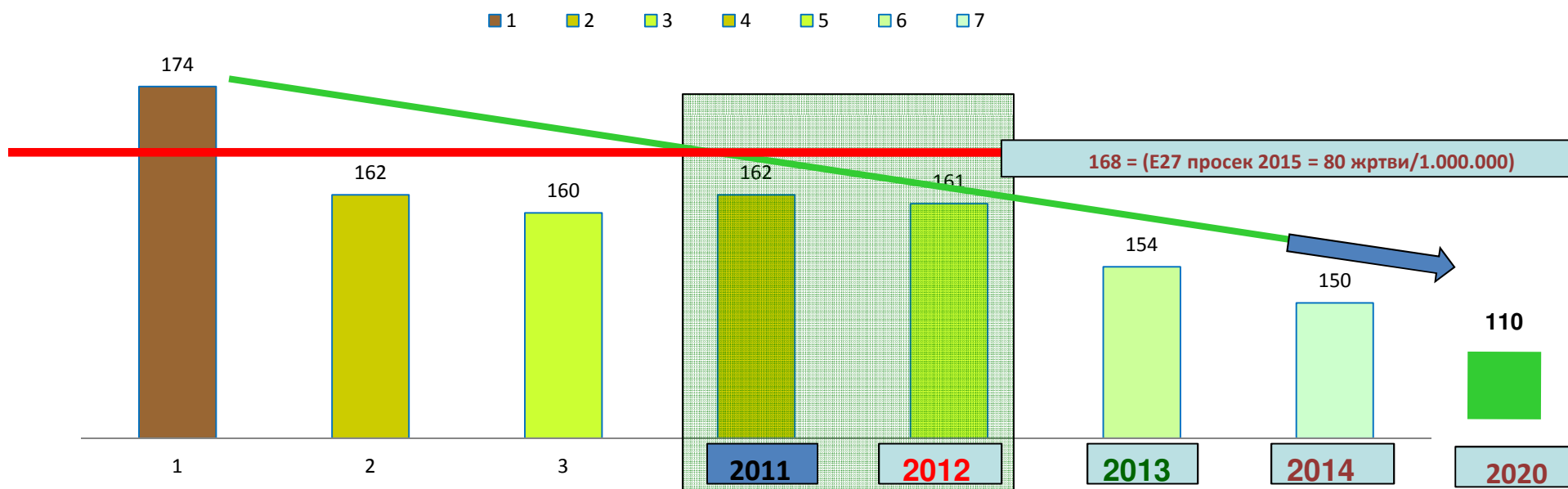
Forecast for road traffic safety indicators in Republic of Macedonia **2012** (according RCRTS)

| | | 2009 | 2010 | 2011 | 2011/2010 % | 2012 | 2012/2011 |
|--|---------------------|-------------|-------------|-------------|----------------|-------------|-------------|
| Number of vehicles | /100.000 citizens | 161 | 181 | 190 | (+ 5%) | 220 | +15% |
| Number of road accidents | /100.000 citizens | 216 | 213 | 211 | (- 0%) | 200 | - 5% |
| Number of victims on road | /1.000.000 citizens | 78 | 74 | 70 | (- 5%) | 6,6 | - 5% |
| Number of road accidents | /100.000 vehicles | 1330 | 1146 | 1030 | (- 10%) | 950 | - 8% |
| Number of victims on road | /100.000 vehicles | 48 | 40 | 36 | (- 10%) | 32 | -12% |
| Number of child victims in traffic (absolute number) | | 4 | 4 | 3 | (- 25%) | 3 | 0% |

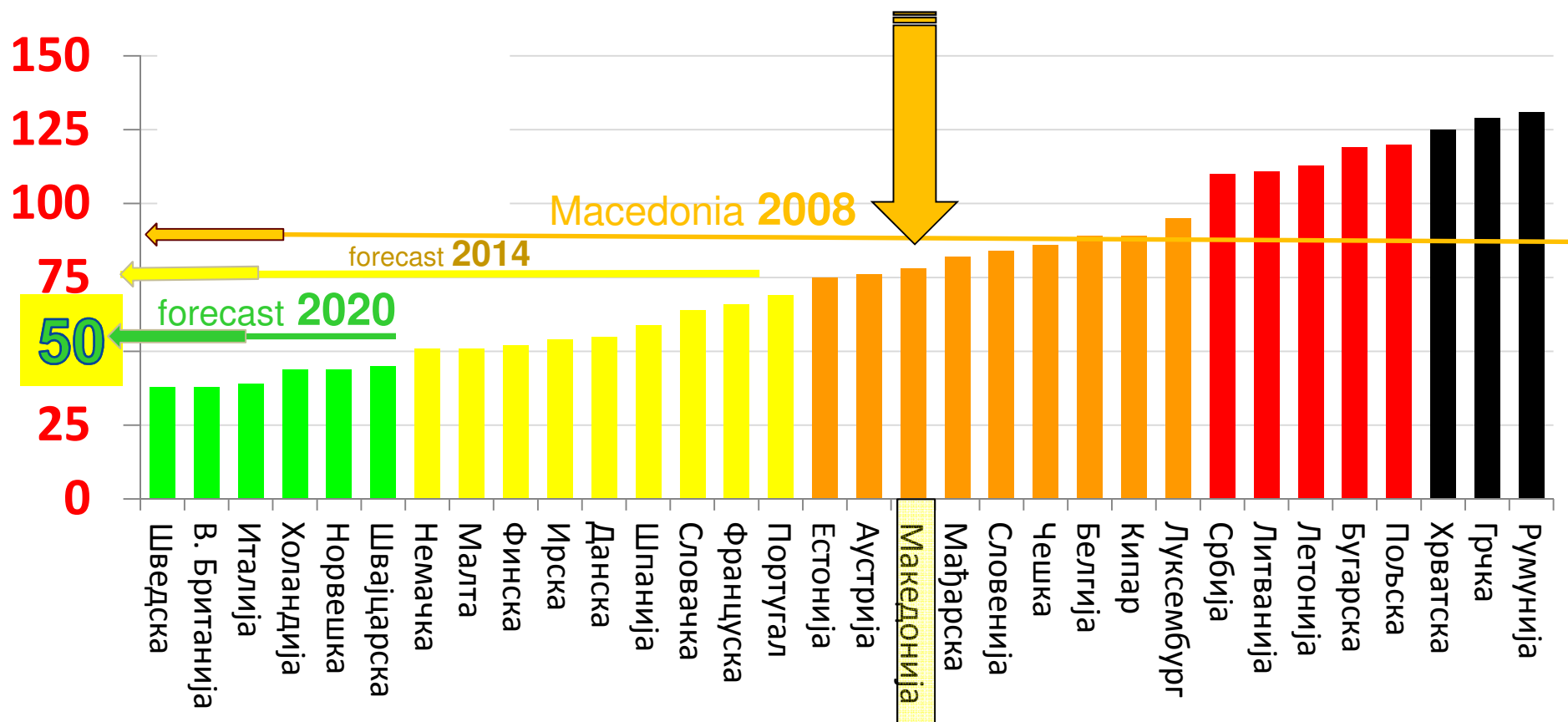
Number of victims on road 2007 -2011 and forecast for 2012 and 2013 (...2020) (acording RCRTS)



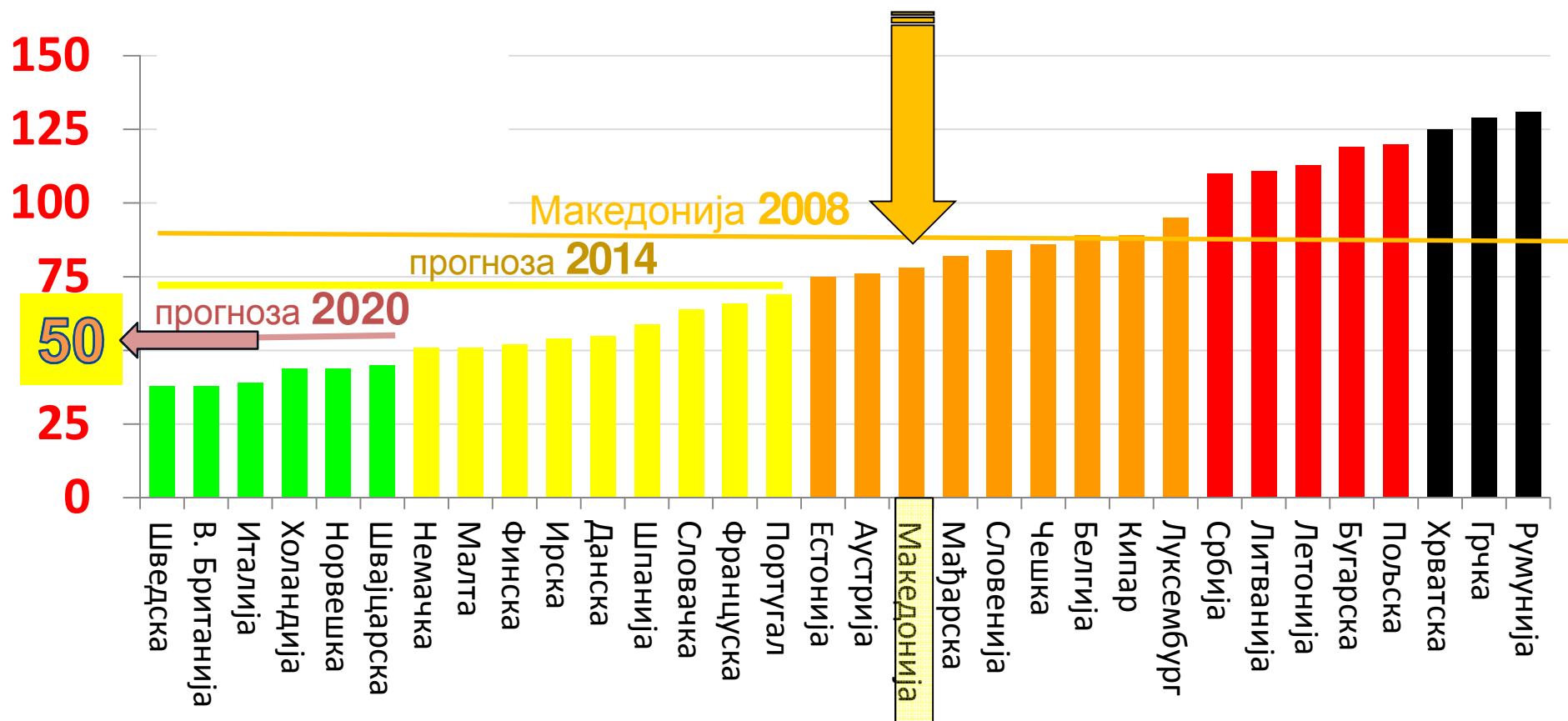
Број на жртви на патиштата во Р. Македонија 2007 -2011 и прогноза за 2012 и 2013 (и...2020) (според РСБСП)



Number of victims on road /1.000.000 citizens



Број на жртви на 1.000.000 жители

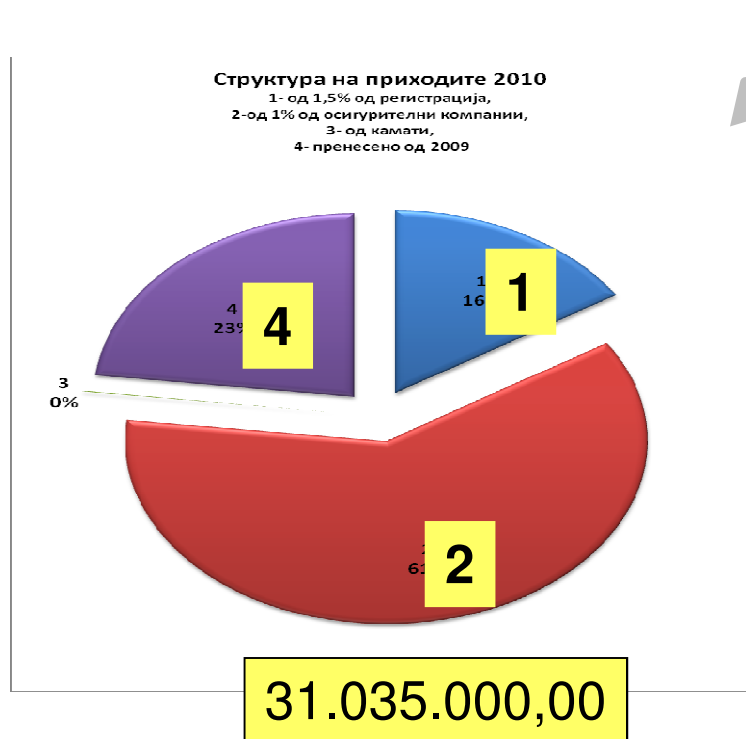


Structure of financial incomes and expenses in MKD (1 Euro = 61.5 MKD)

MKD

Структура на приходите 2010

1- од 1,5% од регистрација,
2- од 1% од осигурителни компании,
3- од камати,
4- пренесено од 2009



1

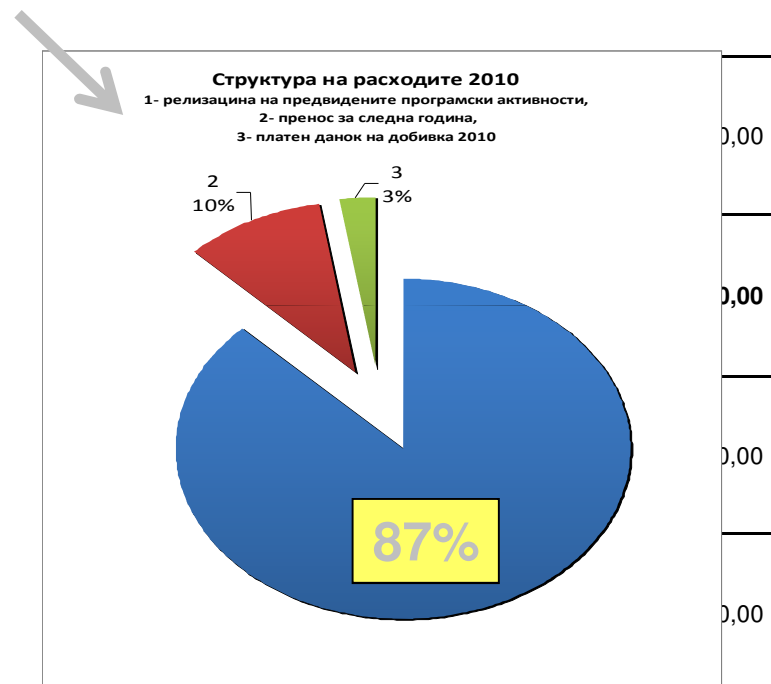
2

3

4

Структура на расходите 2010

1- реализациа на предвидените програмски активности,
2- пренос за следна година,
3- платен данок на добивка 2010

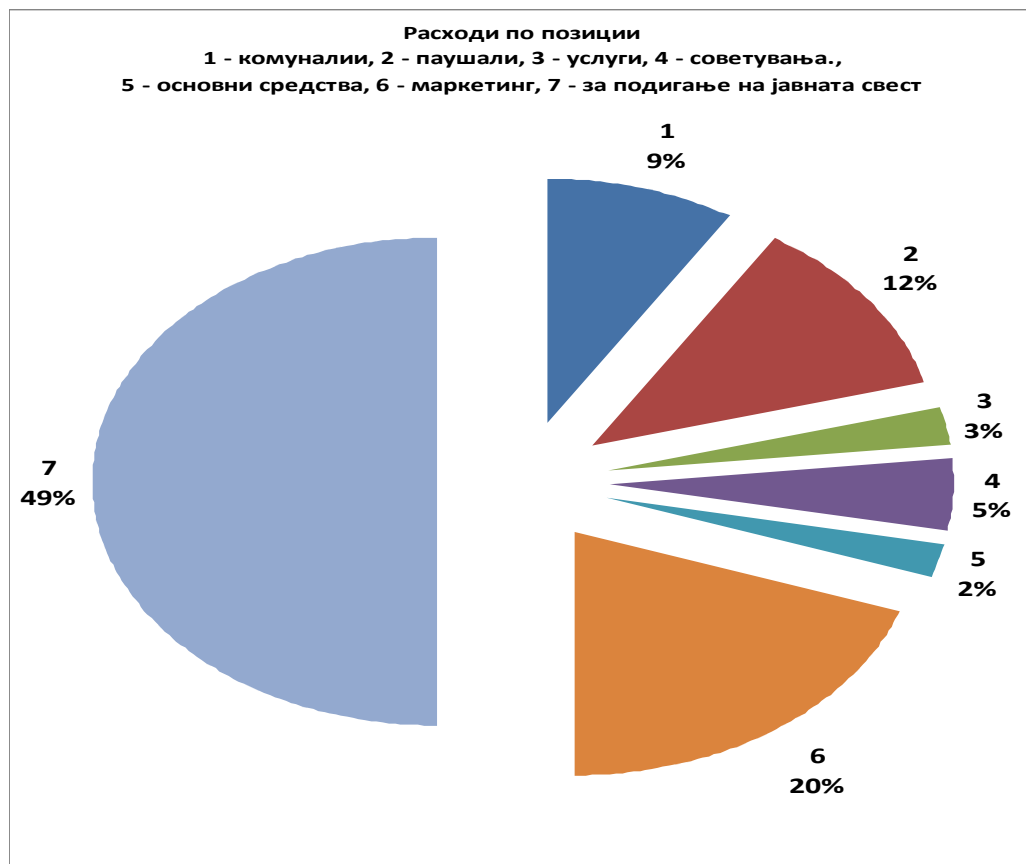


0,00

0,00

0,00

0,00



Structure of expenses

25%

9% - office expenses (bills)
12% - per diems and salaries
3% - services

75%

4% - conferences
2% - hardware and software
20% - marketing activities
49% - EDUCATION,
PREVENTION
COMPETITIONS
RAISING PUBLIC AWARENESS

Strong points

- a. Interest of the Government to solve road accident problem, declared in the Road Traffic Safety Law;
- a. Good co-operation with countries with good road accident record – Serbia, Croatia, Slovenia and Austria;
- b. Increasing willingness of politicians to be involved in road safety issues;
- c. Good system of road accident data maintained in long term;
- d. Health protection provided all over the country;
- e. Long term tradition of road safety education of children;
- f. Tradition and good level of child road safety contests;
- g. Increasing of activities of NGOs in the field of road safety;
- h. Existing methodology on road safety audit;
- i. Existence of methodology materials for training of auditors.

Weak points

- a. Road safety is not taken as a very important problem of the Macedonian society;
- b. Low level of coordination of measures taken by various subjects, both governmental and non-governmental;
- c. Low public transport intensity, requiring more frequent usage of private vehicles;
- d. Non existence of regional road safety plans;
- e. Not adequately developed emergency medical help system;
- f. Not adequately developed NGO sector in road traffic safety;
- g. Recommendations of the international bodies are very often implemented formally; best practices are not implemented in way they should or could be implemented;

Weak points (2)

- h. Small space in national mass media for road safety propaganda;
- i. **Lack of analytical information on causes and consequences of road accidents;**
- j. Low level of cooperation between local authorities and schools during recognition of weak points in road safety on routes to schools;
- k. Careless behavior of some road users;
- l. Low acceptance of the Road Traffic Safety Law by general public and unfortunately professionals including policemen;
- m. Low level of enforcement;
- n. **Absence of evaluation of road safety measures;**
- o. No database on best practices;
- p. **Poor level of road safety education, usage of old fashioned methods of road safety education.**

Opportunities

a. Decrease of road accidents and their consequences;

b. Decrease of road accidents of vulnerable road users, especially cyclists, children and pedestrians;

c. Decrease of economical costs of road accidents;

d. Closer cooperation between the Ministry of Transport and the Ministry of Internal Affairs in sphere of road accident prevention;

e. Perception on self responsibility of road safety;

f. Increase of level of attraction of the Police work;

g. Higher level of life style in the society;

h. Improvement of euro-integration processes;

i. Donations from international funds.

Threats

- a.Lack of financial sources for implementation of necessary measures;
- b.Lack of cooperation on various levels of administration on governmental and local levels;
- c.Low willingness to cooperate among various sides involved in road safety work;
- d.In case of not reaching the targets lost of motivation for other future activities.**

The end of presentation

The National Strategy of the Republic of Macedonia for
Road Traffic Safety 2009-2014

Republic Council for Road Transport Safety activities
January 2009 – November 2012

Presented by: Prof. d-r Mile Dimitrovski,
President of scientific Community in RCRTS